

CEILING PENDANT INSTRUCTIONS

**IMPORTANT: PLEASE READ THESE INSTRUCTION
BEFORE USING THE PRODUCT AND RETAIN FOR FUTURE USE.**

PRODUCT FEATURES

90% Recycled Materials: We prioritize sustainability, crafting our pendant lights with a significant portion of recycled materials without compromising on style or quality.

User-Friendly Setup: Installation is simplified with push-fit components and a robust, easy-to-use bracket for ceiling mounting, making the setup process quick and hassle-free.

Switchable CCT Options: Choose from three color temperatures (2700K, 3200K, and 4000K) to tailor the lighting to your mood and needs.

Flexible Cable Length: Customize the height of your pendant light with a minimum cable length of 100mm and a maximum cable length of 1500mm, allowing for versatile placement in any room.

IMPORTANT SAFETY INSTRUCTIONS

The following should always be observed for safety

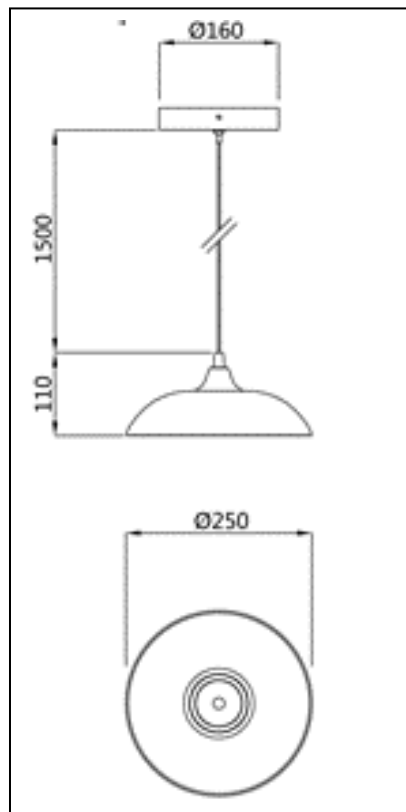
This product is intended for indoor use only. Keep the product out of the reach of children and pets.

- 1** Installation should be performed by a competent person. If you are unsure how to install this wall light use a qualified electrician.
- 2** Ensure all the necessary parts are present,
- 3** This appliance is not intended for use in bathrooms, laundry areas and similar humid locations.
- 4** Do not install in a high temperature or high humidity area.
- 5** For indoor use only
- 6** Do not attempt to repair, disassemble or modify the appliance. This unit contains no user- serviceable parts.
- 7** Any issues with the installation should always be checked by a qualified electrician.
- 8** Any service other than regular cleaning should be performed by a qualified electrician.
- 9** Do not install the lamp if any parts of the product are damaged. Do not clean the product spraying with water.

SPECIFICATION

Item No.	PDR09250		
Input Voltage	220-240V AC		
Current (A)	0.11		
Power (W)	15W		
Energy Rating	The product contains a light source of energy efficiency <D>		
Color Temperature(K)	2700K	3200K	4000K
Luminous Flux	1000lm	1200lm	1050lm
Cutout (mm)	250*110		
Lifespan (h)	30000		
Protection Rate	IP20 IK08		
CRI (Ra)	>80		

Dimensions

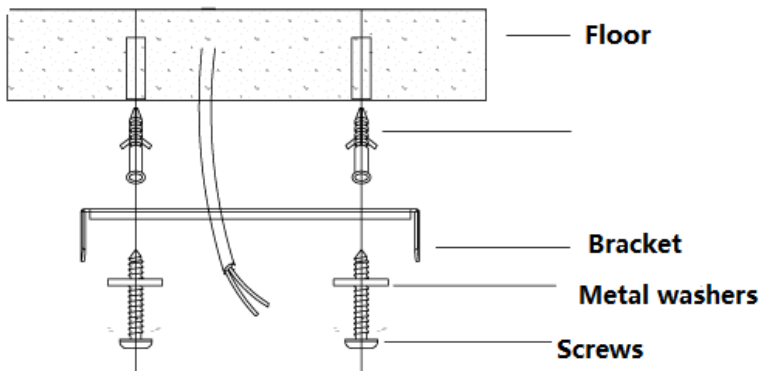


Installation

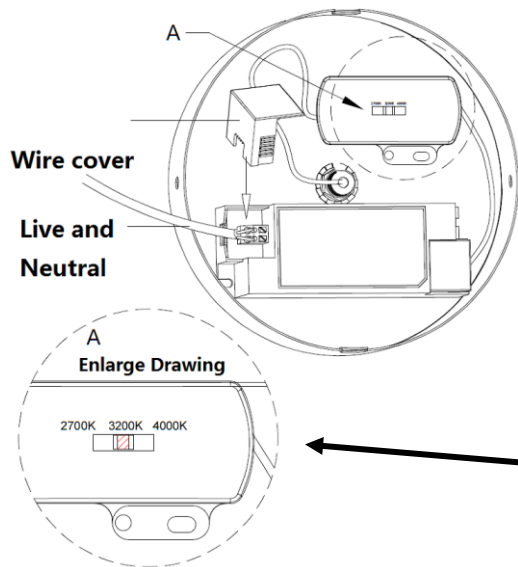
1 Turn off the power

2 Determine the hole spacing on the ceiling using the bracket holes. Preset the holes using a 5mm diameter drill.

3 Put the expansion nails into the holes.



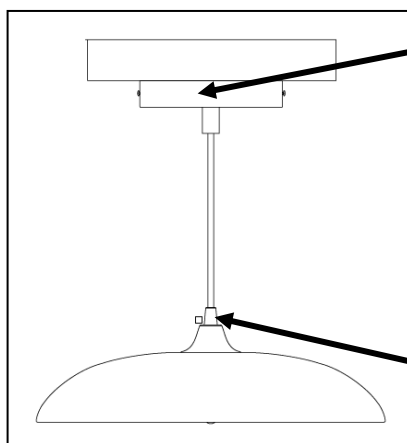
4 Connect the lamp to the main power.



5 Press the wire cover into the power supply to secure the wires.

6 Select the desired colour temperature using the DIP switch

7 Align the ceiling cup with the hole on the side of the bracket. Lock the ceiling cup with the supplied screws.



Ceiling Cup

8 Press the wire adjuster in the direction of the arrow to freely adjust the wire to the correct length.

9 Check connection and installation before turning on power to test light is working.

Wire adjuster

Cleaning The Product

Turn the product off. Allow the product to cool down. Clean the outside of the lamp by wiping with a dry cloth or damp cloth and buff with a dry cloth. Avoid using the damp cloth near to or inside the internal of the casing. Do not use any detergents or abrasives. Always allow it to dry thoroughly before turning the power on. It is recommended to clean the product every 2 months.

Maintenance and Storage

Installation, maintenance, inspections or removal of this product should only be performed by a qualified electrician.

Disposal



Only dispose of electrical appliances as designated municipal waste facilities. Contact your local government for information regarding the collection systems available. If electrical appliances are disposed of in landfills or dumps may prove hazardous to health.

Guarantee

The manufacturer provides the guarantee in accordance with the legislation of the customer's own country of residence, with a minimum of 1 year, starting from the date on which the appliance is sold to the end user.

The guarantee only covers defects in material or workmanship. The repairs under guarantee may only be carried out by an authorized service centre. When making a claim under guarantee, the original bill of purchase (with purchase date) must be submitted. The guarantee will apply only in cases of normal wear.

Registered Offices

TCP UK Ltd, 1 Exchange Court, Cottingham Road, Corby, Northants NN17 1TY.

TCP France, Quai Gabriel P'ri, 1, Joinville Le Point, France. 94340