

WALL MOUNTED MIRROR LIGHT INSTRUCTIONS

**IMPORTANT: PLEASE READ THESE INSTRUCTION
BEFORE USING THE PRODUCT AND RETAIN FOR FUTURE
USE.**

PRODUCT FEATURES

- **Eco-Friendly Design:** Crafted with 85% recycled materials, our mirror light reflects our commitment to sustainability without compromising on elegance.
- **Superior Lighting Quality:** Boasting a high Colour Rendering Index (CRI) of 80, it ensures true colour representation and optimal illumination, bringing out the best in your bathroom space.
- **Effortless Installation and Maintenance:** Featuring push-fit components, our mirror light is designed for easy installation and hassle-free maintenance.
- **Perfect for Bathroom Use:** Designed for Bathroom Zone 2, our mirror light is built to withstand the unique challenges of bathroom conditions.

IMPORTANT SAFETY INSTRUCTIONS

The following should always be observed for safety

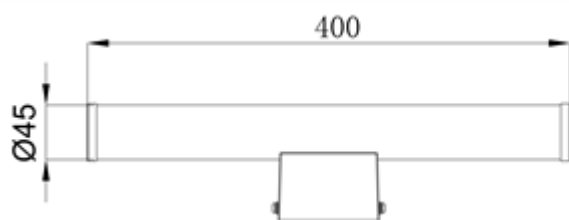
This product is intended for indoor use only. Keep the product out of the reach of children and pets.

- 1 Installation should be performed by a competent person. If you are unsure how to install this wall light use a qualified electrician.
- 2 Ensure all the necessary parts are present,
- 3 Surface mounted installation only.
- 4 Do not install in a high temperature area.
- 5 75mm ventilation space around the light is needed.
- 6 Do not cover with thermal insulation gasket or similar material.
- 7 Do not attempt to repair, disassemble or modify the appliance. This unit contains no user-serviceable parts.
- 8 Any issues with the installation should always be checked by a qualified electrician.
- 9 Any service other than regular cleaning should be performed by a qualified electrician.
- 10 Do not install the lamp if any parts of the product are damaged.
- 11 Do not clean the product spraying with water.

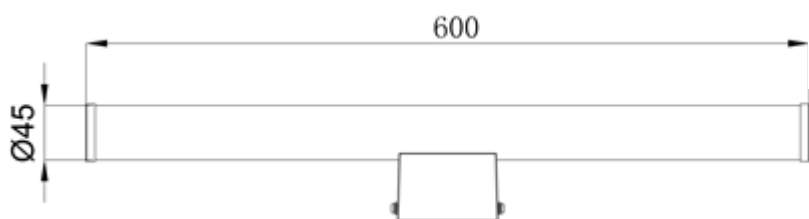
SPECIFICATION

Item No.	TCPWHMIRRO8WML002AM	TCPWHMIRRO12WML002BM
Input Voltage	220-240V AC	220-240V AC
Current (A)	0.08	0.09
Power	8W	12W
Color Temperature (K)	4000K	4000K
Luminous Flux	800lm – with diffuser	1200lm – with diffuser
Luminous Flux	1160lm – light source only	1760lm – light source only
Cutout (mm)	400*100*45	600*100*45
Lifespan (h)	30000	
Energy Efficiency Class	The product contains a light source of energy efficiency <D>	
Protection Rate	IP44	
CRI (Ra)	>80	

Dimensions



TCPWHMIRRO8WML002AM



TCPWHMIRRO12WML002BM

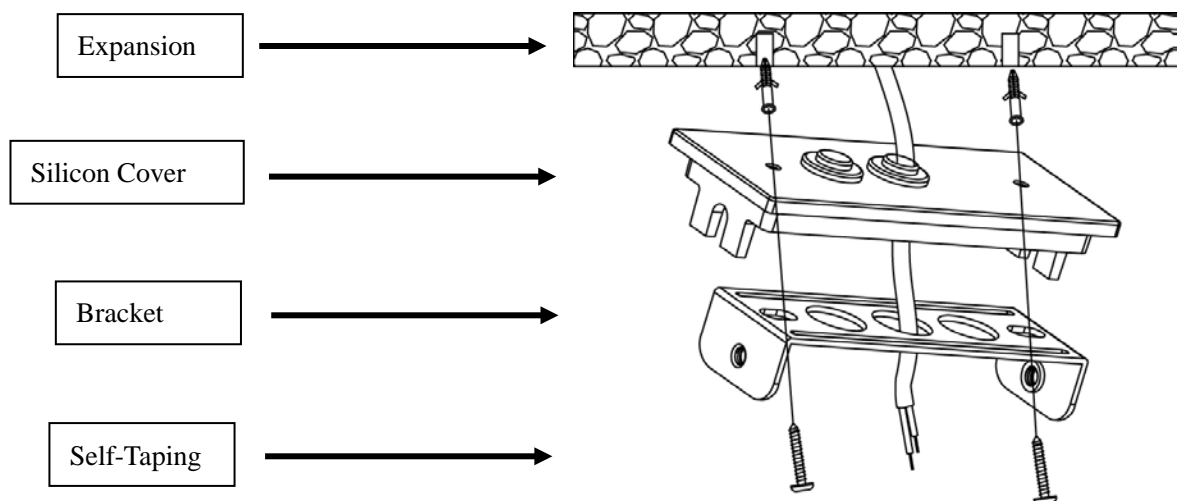
Installation

1 Turn off the power

2 Use the bracket to determine screw hole positions

3 Screw expansion screws into the holes on the wall.

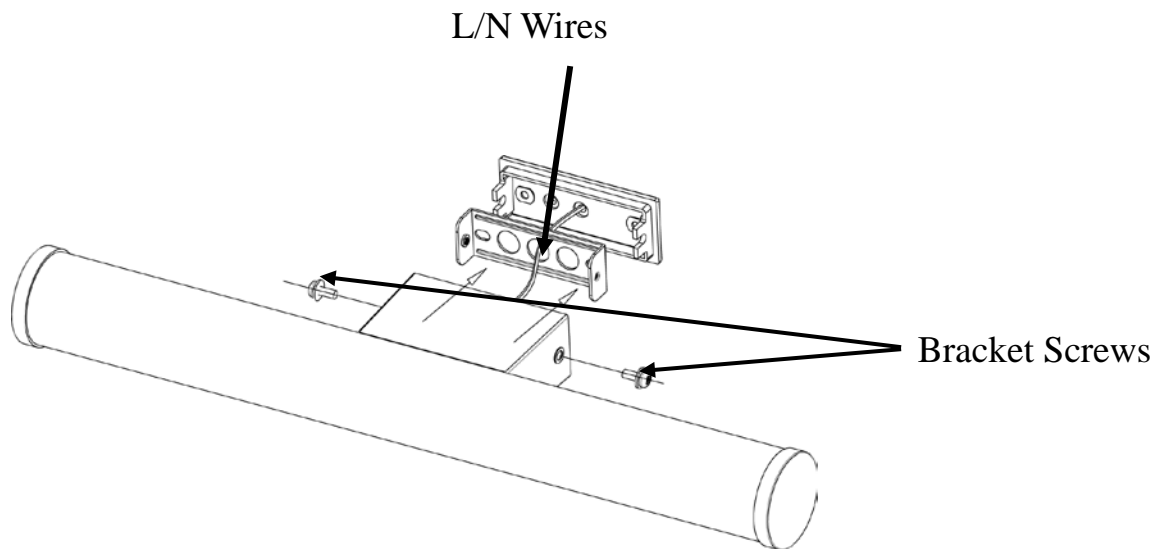
4 Use the self-taping screws to fix the bracket and silicon cover to the wall – see below illustration.



5 Pull the electric cable through the wire hold of the bracket, and connect the wire to the light fixture.

6 Check Pull the electric cable through the wire hold of the bracket, and connect the wire to the light fixture. If in doubt, contact a qualified electrician.

7 Combine the light body and bracket using screws provided – see illustrations below.



8 Check the installation is correct before turning power on.

Cleaning The Product

Turn the product off. Allow the product to cool down. Clean the outside of the mirror lamp by wiping with a dry cloth or damp cloth and buff with a dry cloth. Avoid using the damp cloth near to or inside the internal of the casing. Do not use any detergents or abrasives. Always allow it to dry thoroughly before turning the power on. It is recommended to clean the product every 2 months.

Maintenance and Storage

Installation, maintenance, inspections or removal of this product should only be performed by a qualified electrician.

Disposal



Only dispose of electrical appliances as designated municipal waste facilities. Contact your local government for information regarding the collection systems available. If electrical appliances are disposed of in landfills or dumps may prove hazardous to health.

Guarantee

The manufacturer provides the guarantee in accordance with the legislation of the customer's own country of residence, with a minimum of 1 year, starting from the date on which the appliance is sold to the end user.

The guarantee only covers defects in material or workmanship. The repairs under guarantee may only be carried out by an authorized service centre. When making a claim under guarantee, the original bill of purchase (with purchase date) must be submitted. The guarantee will apply only in cases of normal wear.

Registered Offices

TCP UK Ltd, 1 Exchange Court, Cottingham Road, Corby, Northants NN17 1TY.

TCP France, Quai Gabriel P'ri, 1, Joinville Le Point, France. 94340