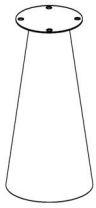


# ASSEMBLY INSTRUCTION

## Article 1001298

### PARTS / HARDWARE



**Part A**  
(Table Base x 1)



**Part B**  
(Table Top x 1)



**Part C**  
(Allen screw x 4)  
15 mm



**Part D**  
(Washer x 4)

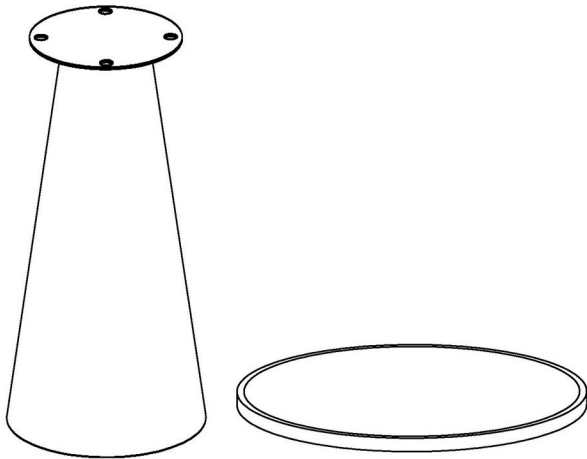


**Part E**  
(Allen Key x 1)

### How to Assemble

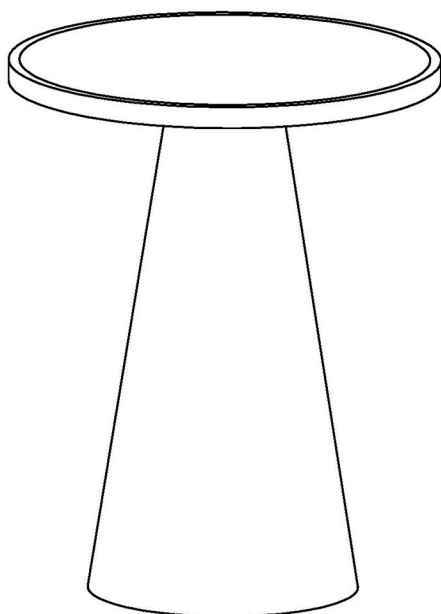
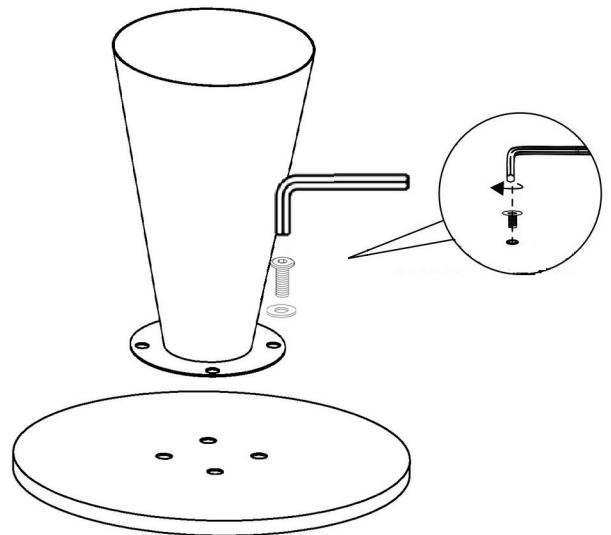
#### STEP - 1

Unwrap the top From Packaging



#### STEP - 2

Fit the top as shown



**Final Product**

Thanks for Purchase