

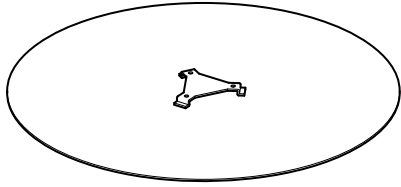
# Assembly instructions

zUIVER<sup>o</sup>

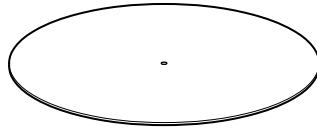
1000606 Bistro Table Snow Brown Rice

1000607 Bistro Table Snow Desert Sage

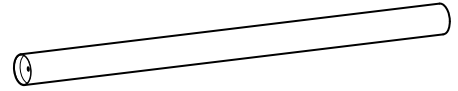
2100101 Bistro Table Snow Black



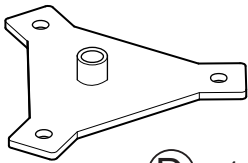
(A) x 1



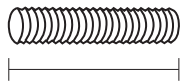
(B) x 1



(C) x 1

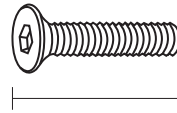


(D) x 1



(E) x 1

(L. 30 mm)



(F) x 1

(L. 34 mm)




(G) x 3

(L. 13 mm)



(H) x 5

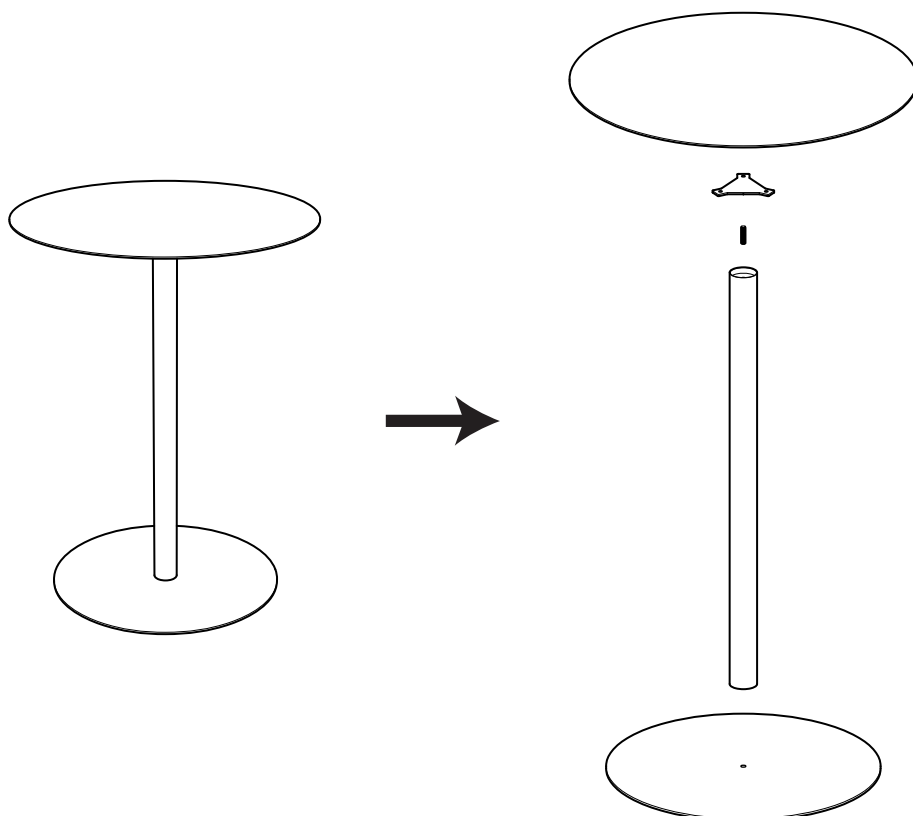


(I) x 1

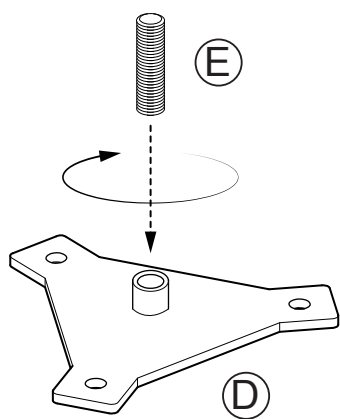


(J) x 1

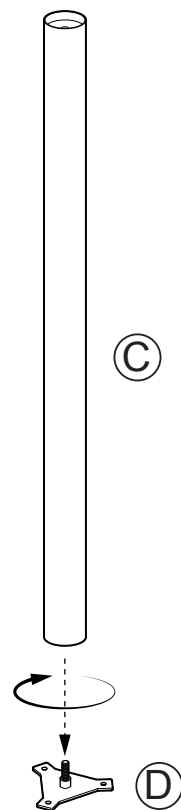
CAUTION : DO NOT TIGHTEN SCREWS COMPLETELY UNTIL ALL THE SCREWS ARE FIXED IN THE CORRECT POSITION.  
TO MAINTAIN YOUR PRODUCT, WE RECOMMEND THAT YOU TAKE EXTRA CARE BY USING COASTERS FOR PROTECTION  
AND IN CASE OF SPILLING, CLEAN DIRECTLY.



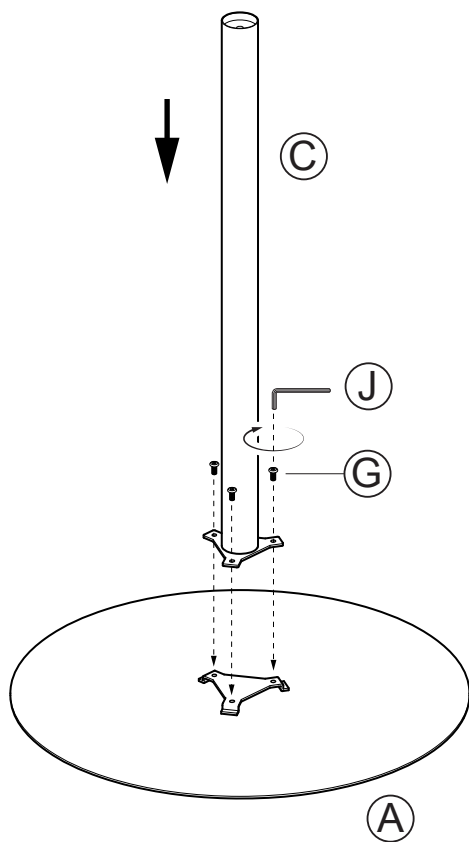
1



2



3



4

