



Gebrauchsanweisung Gartenschrank aus Holz YANA - M




Designed in Germany

**Wichtig:
FÜR SPÄTERE BEZUGNAHME
AUFBEWAHREN. SORGFÄLTIG LESEN!**

Lieferumfang + Montageschritte


- A 3.5*35mm 16 pcs
- C 3.0*10mm 4 pcs
-  D 2 pcs
-  E 2 pcs




①




②



③



④



⑤*2



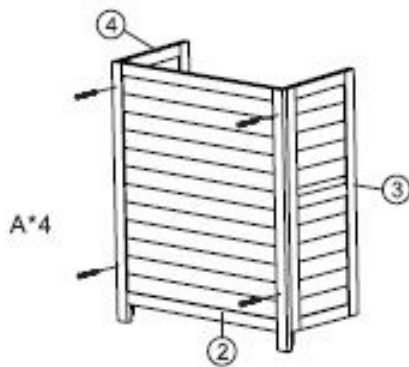
⑥



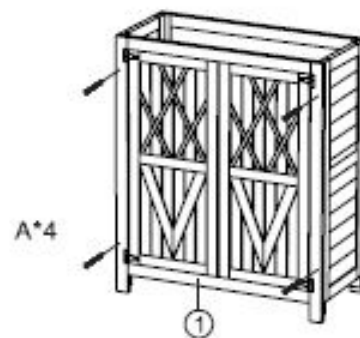
⑦



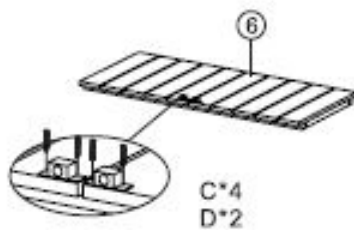
⑧*2



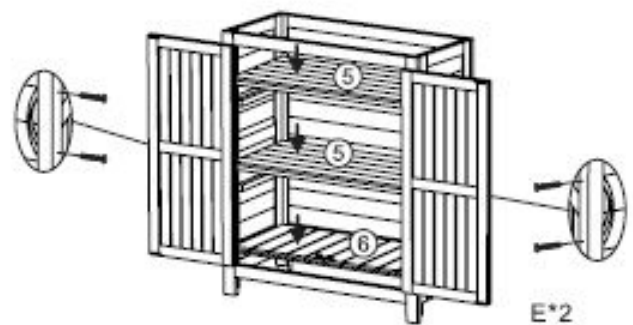
Schritt 1



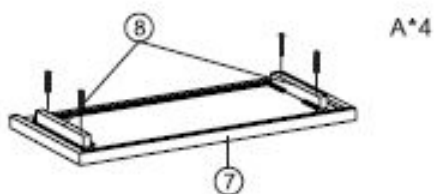
Schritt 2



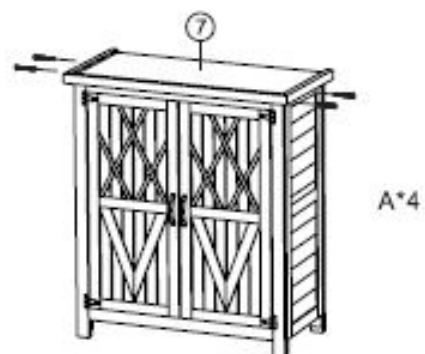
Schritt 3



Schritt 4



Schritt 5



Schritt 6

