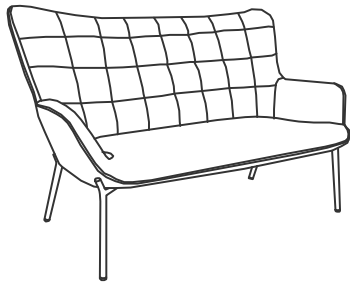
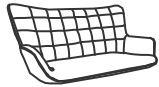





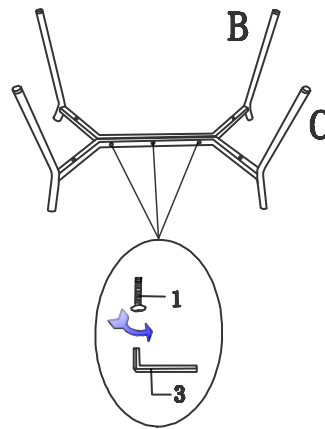


ASSEMBLY INSTRUCTION

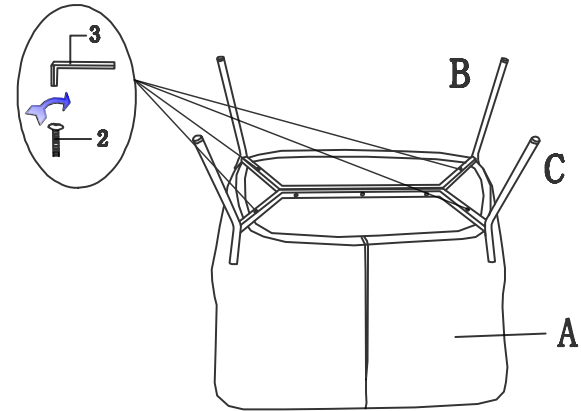


ITEM	PART	NAME	QUANTITY
(A)		SEAT	1
(B)		METAL LEG (FRONT)	1
(C)		METAL LEG (REAR)	1
(1)		BOLT M6*35mm	3
(2)		LONG BOLT M6*50mm	4
(3)		ALLEN KEY	1

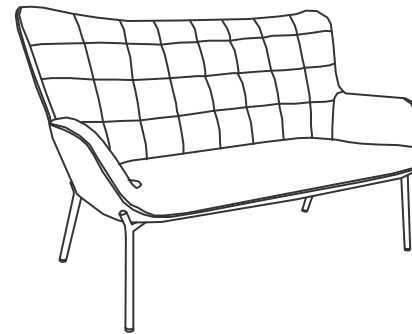
STEP 1:



STEP 2:



STEP 3:



NOTE:

PLEASE PUT THE CHAIR ONTO A SOFT AND CLEAN SURFACE FOR ASSEMBLY.