

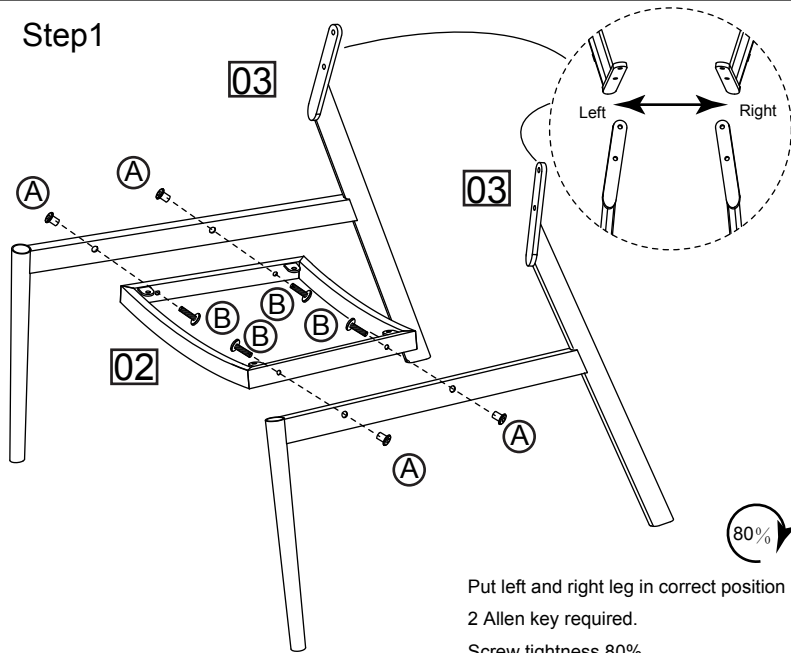
LOUNGE CHAIR SPIKE

zUIVer^o

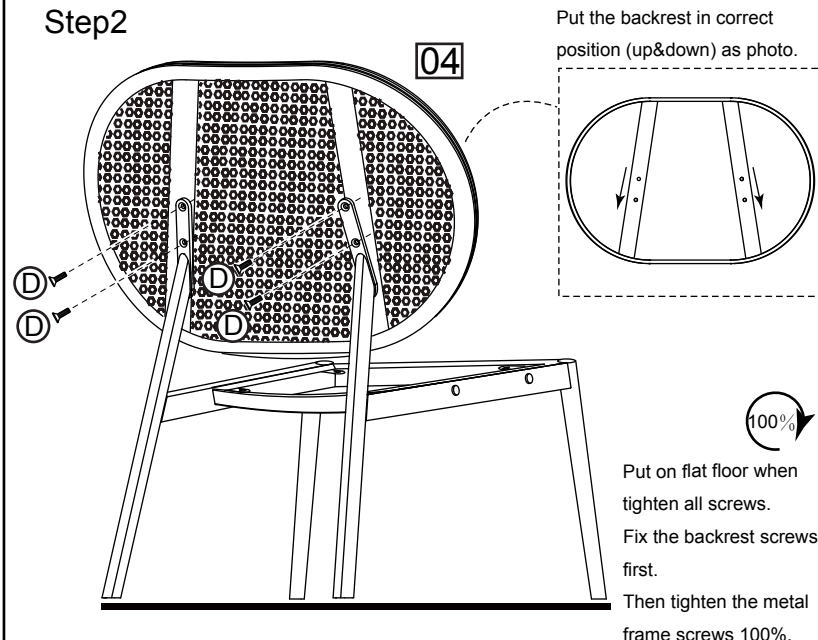
COMPONENT PARTS

FITTINGS

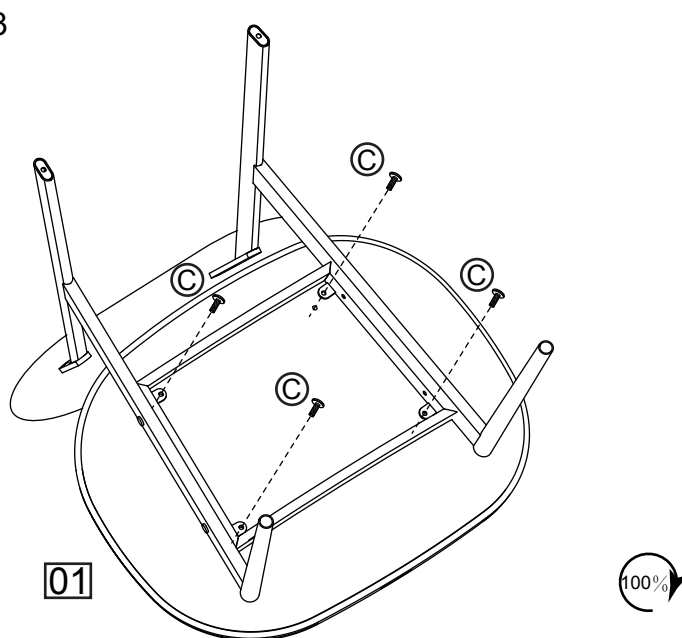
Step1




Step2







Step3



Step4



- Ⓐ  ×4
(M6×12MM×φ9MM)
- Ⓑ  ×4
(M6×30MM)
- Ⓒ  ×4
(M6×20MM)
- Ⓓ  ×4
(M6×20MM)

COMPONENT CHECKLIST

PART	No.	Qty.	
Seat	01	1	<input type="checkbox"/>
Tray	02	1	<input type="checkbox"/>
Leg	03	2	<input type="checkbox"/>
Backrest	04	1	<input type="checkbox"/>

TOOLS REQUIRED

